CYCLING FROG
ARTISAN EXTRACTS

CONSOLIDATED TEST RESULTS SUMMARY

Please see the following pages for full test results.

BULK SKU	**MNT.D9.1**	BATCH #	**GH44**	SERVING SIZE	**1 Mint**
PRODUCT NAME	**Wintergreen Mints**			LABORATORY	**SC Labs**

POTENCY	PER SERVING		PER GRAM	
Cannabidiol (CBD)	5.32	mg/serving	10.6	mg/g
Total THC (d9-THC, THCA)	1.1	mg/serving	2.2	mg/g
Cannabigerol (CBG)	<LOQ	mg/serving	<LOQ	mg/g
Cannabinol (CBN)	<LOQ	mg/serving	<LOQ	mg/g
Cannabichromene (CBC)	<LOQ	mg/serving	<LOQ	mg/g
Tetrahydrocannabinolic Acid (THCA)	<LOQ	mg/serving	<LOQ	mg/g
Delta-9-THC (d9-THC)	1.1	mg/serving	2.2	mg/g
Delta-8-THC (d8-THC)	<LOQ	mg/serving	<LOQ	mg/g

HEAVY METALS	PER GRAM		REGULATORY ACTION LEVEL
Arsenic	<LOQ	µg/g	1.5 µg/g
Cadmium	<LOQ	µg/g	0.5 µg/g
Lead	0.3	µg/g	0.5 µg/g
Mercury	<LOQ	µg/g	3.0 µg/g

RESIDUAL SOLVENTS

None of the residual solvents tested were found above the regulatory action level.

PESTICIDES

None of the 50+ pesticides tested were found above the limit of detection.

MICROBIAL	PASS/FAIL
Yeast & Mold	Pass
Coliform	Pass

LOQ: Limit of Quantitation

1. Ethanol is a food additive used in some of our ingredients. The FDA has labeled ethanol as Generally Recognized as Safe (GRAS). Many foods contain trace amounts of ethanol, including soy sauce, pasta sauces, fruits and juices, etc. Our products contain safe levels of ethanol and always below pertinent regulatory action levels.

Analytical Results

SC Laboratories Oregon LLC
ORELAP# 4133/OLCC# 1018619A26E
15865 SW 74th Ave Suite 110, Tigard, OR
503-272-8830
www.sclabs.com

Sample Name: **MNT.D9.1**
Tested for: ***Lazarus Naturals-Oregon***
Quality Control Testing

Laboratory ID: 24K0082-02

Matrix: Products

Sample Metrc ID: N/A
Lot # N/A
Batch RFID: N/A
Batch Size: N/A

Harvest Date: N/A
License: NA
Date Sampled: 11/18/24 00:00
Date Accepted: 11/18/24



Potency Analysis

Date Extracted: 11/19/24
Date Analyzed: 11/21/24

Analysis Method: UNODC 5.4.8

*** - ORELAP certified analyte**

Cannabinoids	% weight	mg/g	LOQ (%)
Total THC ((THCA*0.877)+d9)	0.220	2.2	0.002
Total CBD ((CBDA*0.877)+CBD)	1.063	10.63	0.002
d9-THC (d9-Tetrahydrocannabinol)*	0.220	2.2	0.002
d8-THC (d8-Tetrahydrocannabinol)*	< LOQ	< LOQ	0.002
THCA (d9-Tetrahydrocannabinolic Acid)*	< LOQ	< LOQ	0.002
CBD (Cannabidiol)*	1.063	10.63	0.002
CBDA (Cannabidiolic Acid)*	< LOQ	< LOQ	0.002
CBN (Cannabinol)	< LOQ	< LOQ	0.002
CBG (Cannabigerol)	< LOQ	< LOQ	0.002
CBGA (Cannabigerolic Acid)	< LOQ	< LOQ	0.002
CBDV (Cannabidivarin)	0.008	0.08	0.002
CBDVA (Cannabidivarinic Acid)	< LOQ	< LOQ	0.002
CBC (Cannabichromene)	< LOQ	< LOQ	0.004
CBCA (Cannabichromenic Acid)	< LOQ	< LOQ	0.032
THCV (Tetrahydrocannabivarin)	0.002	0.02	0.002
THCVA (Tetrahydrocannabivarinic Acid)	< LOQ	< LOQ	0.032
Total Cannabinoids	1.294	12.94	0.002

<LOQ - Results below the Limit of Quantitation

Cannabinoids Profile

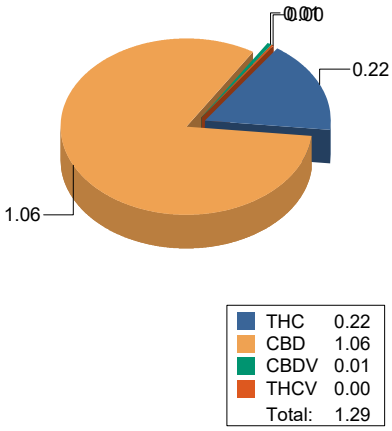

Breeanna Hamilton
Lab Director

These results relate only to the sample included on this report. The report may not be reproduced except in full, without the written permission of SC Laboratories. Samples tested in accordance with Oregon Administrative Rules, TNI 2016 Standard and SC Laboratories quality assurance plan unless otherwise noted.

SC Labs®

Analytical Results
SC Laboratories Oregon LLC
ORELAP# 4133/OLCC# 1018619A26E
15865 SW 74th Ave Suite 110, Tigard, OR
503-272-8830
www.sclabs.com

Quality Control

Potency

Batch: B243605 - Potency/Terpenes

Blank(B243605-BLK1) — **Extracted - 11/19/24 11:14 Analyzed - 11/21/24 3:40**

Analyte	Result	Units	Spike Level	Source Result	%REC	%REC Limits	RPD	RPD Limit
d9-THC (d9-Tetrahydrocannabinol)	< LOQ	%						
d8-THC (d8-Tetrahydrocannabinol)	< LOQ	%						
THCA (d9-Tetrahydrocannabinolic Acid)	< LOQ	%						
CBD (Cannabidiol)	< LOQ	%						
CBDA (Cannabidiolic Acid)	< LOQ	%						
CBN (Cannabinol)	< LOQ	%						
CBG (Cannabigerol)	< LOQ	%						
CBGA (Cannabigerolic Acid)	< LOQ	%						
CBDV (Cannabidivarin)	< LOQ	%						
CBDVA (Cannabidivarinic Acid)	< LOQ	%						
CBC (Cannabichromene)	< LOQ	%						
CBCA (Cannabichromenic Acid)	< LOQ	%						
THCV (Tetrahydrocannabivarin)	< LOQ	%						
THCVA (Tetrahydrocannabivarinic Acid)	< LOQ	%						

Duplicate(B243605-DUP2) — **Extracted - 11/19/24 11:14 Analyzed - 11/21/24 15:16**

Analyte	Result	Units	Spike Level	Source Result	%REC	%REC Limits	RPD	RPD Limit
d9-THC (d9-Tetrahydrocannabinol)	0.229	%		0.220			3.97	20
d8-THC (d8-Tetrahydrocannabinol)	< LOQ	%		< LOQ				20
THCA (d9-Tetrahydrocannabinolic Acid)	< LOQ	%		< LOQ				20
CBD (Cannabidiol)	1.104	%		1.063			3.81	20
CBDA (Cannabidiolic Acid)	< LOQ	%		< LOQ				20
CBN (Cannabinol)	0.0007	%		0.0007			1.09	20
CBG (Cannabigerol)	0.0009	%		0.0008			17.8	20
CBGA (Cannabigerolic Acid)	< LOQ	%		< LOQ				20
CBDV (Cannabidivarin)	0.007	%		0.008			8.35	20
CBDVA (Cannabidivarinic Acid)	< LOQ	%		< LOQ				20
CBC (Cannabichromene)	< LOQ	%		< LOQ				20
CBCA (Cannabichromenic Acid)	< LOQ	%		< LOQ				20
THCV (Tetrahydrocannabivarin)	0.002	%		0.002			5.89	20
THCVA (Tetrahydrocannabivarinic Acid)	< LOQ	%		< LOQ				20

LCS(B243605-BS1) — **Extracted - 11/19/24 11:14 Analyzed - 11/21/24 3:31**

Analyte	Result	Units	Spike Level	Source Result	%REC	%REC Limits	RPD	RPD Limit

Breeanna Hamilton
Lab Director

These results relate only to the sample included on this report. The report may not be reproduced except in full, without the written permission of SC Laboratories. Samples tested in accordance with Oregon Administrative Rules, TNI 2016 Standard and SC Laboratories quality assurance plan unless otherwise noted.

SC Labs®

Analytical Results
SC Laboratories Oregon LLC
ORELAP# 4133/OLCC# 1018619A26E
15865 SW 74th Ave Suite 110, Tigard, OR
503-272-8830
www.sclabs.com

Quality Control

Potency (Continued)

Batch: B243605 - Potency/Terpenes (Continued)

LCS(B243605-BS1) **Extracted - 11/19/24 11:14 Analyzed - 11/21/24 3:31**

Analyte	Result	Units	Spike Level	Source Result	%REC	%REC Limits	RPD	RPD Limit
d9-THC (d9-Tetrahydrocannabinol)	0.027	%	0.0278		98.0	90-110		
d8-THC (d8-Tetrahydrocannabinol)	0.028	%	0.0283		100	90-110		
THCA (d9-Tetrahydrocannabinolic Acid)	0.030	%	0.0315		93.6	90-110		
CBD (Cannabidiol)	0.027	%	0.0279		96.7	90-110		
CBDA (Cannabidiolic Acid)	0.029	%	0.0300		95.9	90-110		
CBN (Cannabinol)	0.0004	%				80-120		
CBG (Cannabigerol)	0.001	%				80-120		
CBGA (Cannabigerolic Acid)	0.0006	%				80-120		
CBDV (Cannabidivarin)	0.004	%				80-120		
CBDVA (Cannabidivarinic Acid)	0.0002	%				80-120		
CBC (Cannabichromene)	< LOQ	%				80-120		
CBCA (Cannabichromenic Acid)	< LOQ	%				80-120		
THCV (Tetrahydrocannabivarin)	< LOQ	%				80-120		
THCVA (Tetrahydrocannabivarinic Acid)	< LOQ	%				80-120		

Breeanna Hamilton
Lab Director

These results relate only to the sample included on this report. The report may not be reproduced except in full, without the written permission of SC Laboratories. Samples tested in accordance with Oregon Administrative Rules, TNI 2016 Standard and SC Laboratories quality assurance plan unless otherwise noted.

24K0082

CHAIN OF CUSTODY

Client	Lazarus Naturals	COC #	1 of 1
Address	16427 NE Airport Way, Portland, OR	Work Order #	24K0082
OLCC License #	NA	Received By	Scott Forster
OLCC License Type	NA	Received Date	11/18/2024
Email	bcartwright@lazarusnaturals.com	Courier	Scott Forster
Phone	925-315-1933	Transfer Manifest #	
Name of Sampler	Scott F	Date Sampled	11/18/2024
Sampler OLCC License #	010-1018619A26E	Time Sampled	

SC Laboratories Oregon LLC
15865 SW 74th Avenue, Ste 110
Tigard OR, 97224
(503) 272-8830
ORELAP ID # 4133
OLCC License # 010-1018619A26E
www.sclabs.com

S
U - Usabl
C - Conc
P - Produ
I - Inhalal
O - Other

TESTS REQUESTED

Sample Name	Time	METRC Label	Harvest or Process Lot	SC Labs LIMS ID	Sample Type	Total Sample Mass	Potency	Pesticide	Residual Solvent	Terpene	Moisture Content	Water Activity	Mycotoxins	Metals	Micros	S
BSTK.REC50-GJ35		NA	GJ35	24K0082-01	p	1	x									(72g)
MNT.D9.1		NA	GH44	24K0082-02	p	20g	x									

Notes/Special Considerations:

Samples Relinquished	Samples Received	Samples Relinquished	Samples Received
Print Name: Krista Date: 11/18/2024	Print Name: Scott F Date: 11/18/2024	Print Name: _____ Date: ____	Print Name: _____ Date
Representative of: Lazarus	Representative of: SC Labs	Representative of: _____	Representative of: _____
Signature: _____ Time: _____	Signature: _____ Time: _____	Signature: _____ Time: __	Signature: _____ Ti

SC Labs®

Hemp Quality Assurance Testing
CERTIFICATE OF ANALYSIS

DATE ISSUED 12/01/2024

SAMPLE DETAILS

SAMPLE NAME: CYCL-MNT.D9.1-GH44

Infused, Solid Edible

CULTIVATOR / MANUFACTURER

Business Name:
License Number:
Address:

DISTRIBUTOR / TESTED FOR

Business Name: Lazarus Naturals
License Number:
Address:

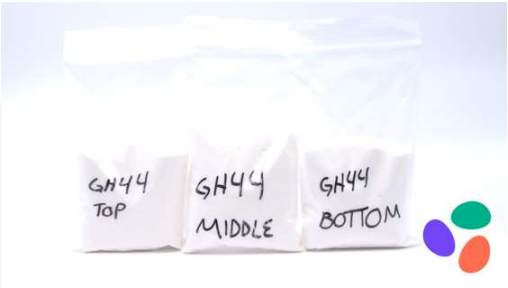

SAMPLE DETAIL

Batch Number: GH44
Sample ID: 241126M018

Date Collected: 11/26/2024
Date Received: 11/26/2024
Batch Size:
Sample Size: 1.0 units
Unit Mass:
Serving Size:

Scan QR code to verify authenticity of results.

SAFETY ANALYSIS - SUMMARY

Pesticides: PASS
Residual Solvents: PASS
Heavy Metals: PASS
Microbiology (PCR): PASS

Microbiology (Plating): **ND**

For quality assurance purposes. Not a Regulatory Hemp Lab Test Report. These results relate only to the sample included on this report. This report shall not be reproduced, except in full, without written approval of the laboratory.

Sample Certification: California Code of Regulations Title 4 Division 19. Department of Cannabis Control Business and Professions Code. Reference: Sections 26100, 26104 and 26110, Business and Professions Code.

Decision Rule: Statements of conformity (e.g. Pass/Fail) to specifications are made in this report without taking measurement uncertainty into account. Where statements of conformity are made in this report, the following decision rules are applied: PASS - Results within limits/specifications, FAIL - Results exceed limits/specifications.

References: limit of detection (LOD), limit of quantification (LOQ), not detected (ND), not tested (NT), too numerous to count >250 cfu/plate (TNTC), colony-forming unit (cfu)

LQC verified by: Maria Garcia
Job Title: Senior Laboratory Analyst
Date: 12/01/2024

Approved by: Josh Wurzer
Job Title: Chief Compliance Officer
Date: 12/01/2024

© 2024 SC Labs all rights reserved. Trademarks referenced are trademarks of either SC Labs or their respective owners. MKT0002 REV9 2/22

Pesticide Analysis

Pesticide and plant growth regulator analysis utilizing high-performance liquid chromatography-mass spectrometry (HPLC-MS) or gas chromatography-mass spectrometry (GC-MS).

*GC-MS utilized where indicated.

Method: QSP 1212 - Analysis of Pesticides and Mycotoxins by LC-MS or QSP 1213 - Analysis of Pesticides by GC-MS

PESTICIDE TEST RESULTS - 12/01/2024 PASS

COMPOUND	LOD/LOQ (µg/g)	ACTION LIMIT (µg/g)	MEASUREMENT UNCERTAINTY (µg/g)	RESULT (µg/g)	RESULT
Abamectin	0.03 / 0.10	0.3	N/A	ND	PASS
Acephate	0.02 / 0.07	5	N/A	ND	PASS
Acequinocyl	0.02 / 0.07	4	N/A	ND	PASS
Acetamiprid	0.02 / 0.05	5	N/A	ND	PASS
Aldicarb	0.03 / 0.08	≥ LOD	N/A	ND	PASS
Azoxystrobin	0.02 / 0.07	40	N/A	ND	PASS
Bifenazate	0.01 / 0.04	5	N/A	ND	PASS
Bifenthrin	0.02 / 0.05	0.5	N/A	ND	PASS
Boscalid	0.03 / 0.09	10	N/A	ND	PASS
Captan	0.19 / 0.57	5	N/A	ND	PASS
Carbaryl	0.02 / 0.06	0.5	N/A	ND	PASS
Carbofuran	0.02 / 0.05	≥ LOD	N/A	ND	PASS
Chlorantraniliprole	0.04 / 0.12	40	N/A	ND	PASS
Chlordane*	0.03 / 0.08	≥ LOD	N/A	ND	PASS
Chlorfenapyr*	0.03 / 0.10	≥ LOD	N/A	ND	PASS
Chlorpyrifos	0.02 / 0.06	≥ LOD	N/A	ND	PASS
Clofentezine	0.03 / 0.09	0.5	N/A	ND	PASS
Coumaphos	0.02 / 0.07	≥ LOD	N/A	ND	PASS
Cyfluthrin	0.12 / 0.38	1	N/A	ND	PASS
Cypermethrin	0.11 / 0.32	1	N/A	ND	PASS
Daminozide	0.02 / 0.07	≥ LOD	N/A	ND	PASS
Diazinon	0.02 / 0.05	0.2	N/A	ND	PASS
Dichlorvos (DDVP)	0.03 / 0.09	≥ LOD	N/A	ND	PASS
Dimethoate	0.03 / 0.08	≥ LOD	N/A	ND	PASS
Dimethomorph	0.03 / 0.09	20	N/A	ND	PASS
Ethoprophos	0.03 / 0.10	≥ LOD	N/A	ND	PASS
Etofenprox	0.02 / 0.06	≥ LOD	N/A	ND	PASS
Etoxazole	0.02 / 0.06	1.5	N/A	ND	PASS
Fenhexamid	0.03 / 0.09	10	N/A	ND	PASS
Fenoxycarb	0.03 / 0.08	≥ LOD	N/A	ND	PASS
Fenpyroximate	0.02 / 0.06	2	N/A	ND	PASS
Fipronil	0.03 / 0.08	≥ LOD	N/A	ND	PASS
Flonicamid	0.03 / 0.10	2	N/A	ND	PASS
Fludioxonil	0.03 / 0.10	30	N/A	ND	PASS
Hexythiazox	0.02 / 0.07	2	N/A	ND	PASS
Imazalil	0.02 / 0.06	≥ LOD	N/A	ND	PASS
Imidacloprid	0.04 / 0.11	3	N/A	ND	PASS
Kresoxim-methyl	0.02 / 0.07	1	N/A	ND	PASS
Malathion	0.03 / 0.09	5	N/A	ND	PASS
Metalaxyl	0.02 / 0.07	15	N/A	ND	PASS
Methiocarb	0.02 / 0.07	≥ LOD	N/A	ND	PASS

Continued on next page

© 2024 SC Labs all rights reserved. Trademarks referenced are trademarks of either SC Labs or their respective owners. MKT0002 REV9 2/22

Pesticide Analysis *Continued*

PESTICIDE TEST RESULTS - 12/01/2024 *continued* PASS

COMPOUND	LOD/LOQ (µg/g)	ACTION LIMIT (µg/g)	MEASUREMENT UNCERTAINTY (µg/g)	RESULT (µg/g)	RESULT
Methomyl	0.03 / 0.10	0.1	N/A	ND	PASS
Mevinphos	0.03 / 0.09	≥ LOD	N/A	ND	PASS
Myclobutanil	0.03 / 0.09	9	N/A	ND	PASS
Naled	0.02 / 0.07	0.5	N/A	ND	PASS
Oxamyl	0.04 / 0.11	0.2	N/A	ND	PASS
Paclobutrazol	0.02 / 0.05	≥ LOD	N/A	ND	PASS
Parathion-methyl	0.03 / 0.10	≥ LOD	N/A	ND	PASS
Pentachloronitro-benzene (Quintozene)*	0.03 / 0.09	0.2	N/A	ND	PASS
Permethrin	0.04 / 0.12	20	N/A	ND	PASS
Phosmet	0.03 / 0.10	0.2	N/A	ND	PASS
Piperonyl Butoxide	0.02 / 0.07	8	N/A	ND	PASS
Prallethrin	0.03 / 0.08	0.4	N/A	ND	PASS
Propiconazole	0.02 / 0.07	20	N/A	ND	PASS
Propoxur	0.03 / 0.09	≥ LOD	N/A	ND	PASS
Pyrethrins	0.04 / 0.12	1	N/A	ND	PASS
Pyridaben	0.02 / 0.07	3	N/A	ND	PASS
Spinetoram	0.02 / 0.07	3	N/A	ND	PASS
Spinosad	0.02 / 0.07	3	N/A	ND	PASS
Spiromesifen	0.02 / 0.05	12	N/A	ND	PASS
Spirotetramat	0.02 / 0.06	13	N/A	ND	PASS
Spiroxamine	0.03 / 0.08	≥ LOD	N/A	ND	PASS
Tebuconazole	0.02 / 0.07	2	N/A	ND	PASS
Thiacloprid	0.03 / 0.10	≥ LOD	N/A	ND	PASS
Thiamethoxam	0.03 / 0.10	4.5	N/A	ND	PASS
Trifloxystrobin	0.03 / 0.08	30	N/A	ND	PASS

Residual Solvents Analysis

Residual Solvent analysis utilizing gas chromatography-mass spectrometry (GC-MS).

Method: QSP 1204 - Analysis of Residual Solvents by GC-MS

RESIDUAL SOLVENTS TEST RESULTS - 12/01/2024 PASS

COMPOUND	LOD/LOQ (µg/g)	ACTION LIMIT (µg/g)	MEASUREMENT UNCERTAINTY (µg/g)	RESULT (µg/g)	RESULT
Propane	10 / 20	5000	N/A	ND	PASS
n-Butane	10 / 50	5000	N/A	ND	PASS
n-Pentane	20 / 50	5000	N/A	ND	PASS
n-Hexane	2 / 5	290	N/A	ND	PASS
n-Heptane	20 / 60	5000	N/A	ND	PASS
Benzene	0.03 / 0.09	1	N/A	ND	PASS
Toluene	7 / 21	890	N/A	ND	PASS
Total Xylenes	50 / 160	2170	N/A	ND	PASS
Methanol	50 / 200	3000	N/A	ND	PASS
Ethanol	20 / 50	5000	N/A	ND	PASS

Continued on next page

© 2024 SC Labs all rights reserved. Trademarks referenced are trademarks of either SC Labs or their respective owners. MKT0002 REV9 2/22

Residual Solvents Analysis
Continued

RESIDUAL SOLVENTS TEST RESULTS - 12/01/2024 *continued* PASS

COMPOUND	LOD/LOQ (µg/g)	ACTION LIMIT (µg/g)	MEASUREMENT UNCERTAINTY (µg/g)	RESULT (µg/g)	RESULT
2-Propanol (Isopropyl Alcohol)	*10 / 40*	*5000*	*N/A*	ND	PASS
Acetone	*20 / 50*	*5000*	*N/A*	ND	PASS
Ethyl Ether	*20 / 50*	*5000*	*N/A*	ND	PASS
Ethylene Oxide	*0.3 / 0.8*	*1*	*N/A*	ND	PASS
Ethyl Acetate	*20 / 60*	*5000*	*N/A*	ND	PASS
Chloroform	*0.1 / 0.2*	*1*	*N/A*	ND	PASS
Dichloromethane (Methylene Chloride)	*0.3 / 0.9*	*1*	*N/A*	ND	PASS
Trichloroethylene	*0.1 / 0.3*	*1*	*N/A*	ND	PASS
1,2-Dichloroethane	*0.05 / 0.1*	*1*	*N/A*	ND	PASS
Acetonitrile	*2 / 7*	*410*	*N/A*	ND	PASS

Heavy Metals Analysis

Heavy metal analysis utilizing inductively coupled plasma-mass spectrometry (ICP-MS).

Method: QSP 1160 - Analysis of Heavy Metals by ICP-MS

HEAVY METALS TEST RESULTS - 11/29/2024 PASS

COMPOUND	LOD/LOQ (µg/g)	ACTION LIMIT (µg/g)	MEASUREMENT UNCERTAINTY (µg/g)	RESULT (µg/g)	RESULT
Arsenic	*0.02 / 0.1*	*1.5*	*N/A*	ND	PASS
Cadmium	*0.02 / 0.05*	*0.5*	*N/A*	<LOQ	PASS
Lead	*0.04 / 0.1*	*0.5*	*±0.00*	0.3	PASS
Mercury	*0.002 / 0.01*	*3*	*N/A*	ND	PASS

Microbiology Analysis

PCR AND PLATING

Analysis conducted by polymerase chain reaction (PCR) and fluorescence detection of microbiological contaminants.

Method: QSP 1221 - Analysis of Microbiological Contaminants

MICROBIOLOGY TEST RESULTS (PCR) - 11/29/2024 PASS

COMPOUND	ACTION LIMIT	RESULT	RESULT
Salmonella spp.	*Not Detected in 1g*	ND	PASS
Shiga toxin-producing *Escherichia coli*	*Not Detected in 1g*	ND	PASS

Analysis conducted by 3M™ Petrifilm™ and plate counts of microbiological contaminants.

Method: QSP 6794 - Plating with 3M™ Petrifilm™

MICROBIOLOGY TEST RESULTS (PLATING) - 11/29/2024 **ND**

COMPOUND	RESULT (cfu/g)
Coliforms	ND
Total Aerobic Bacteria	ND
Total Yeast and Mold	ND

© 2024 SC Labs all rights reserved. Trademarks referenced are trademarks of either SC Labs or their respective owners. MKT0002 REV9 2/22